

DOC Response to COVID-19

AIC POPULATION MANAGEMENT SCENARIOS

Principles to consider

AIC safety (social distancing, degree of vulnerability)

Public safety impact of release (criminal risk)

Justice (severity of crime, impact on victims)

Total Population Identified

- In total, 5,962 AICs were identified for possible release.
- DOC estimates that 5,800 AICs (40%) would have to be released to accomplish social distancing for the remaining AICs.
- Each scenario identifies some of the essential characteristics of the AICs
- Each scenario is cumulative, which means that the AICs in prior scenarios are not included in the other groupings.

Total Population Identified for Possible Release

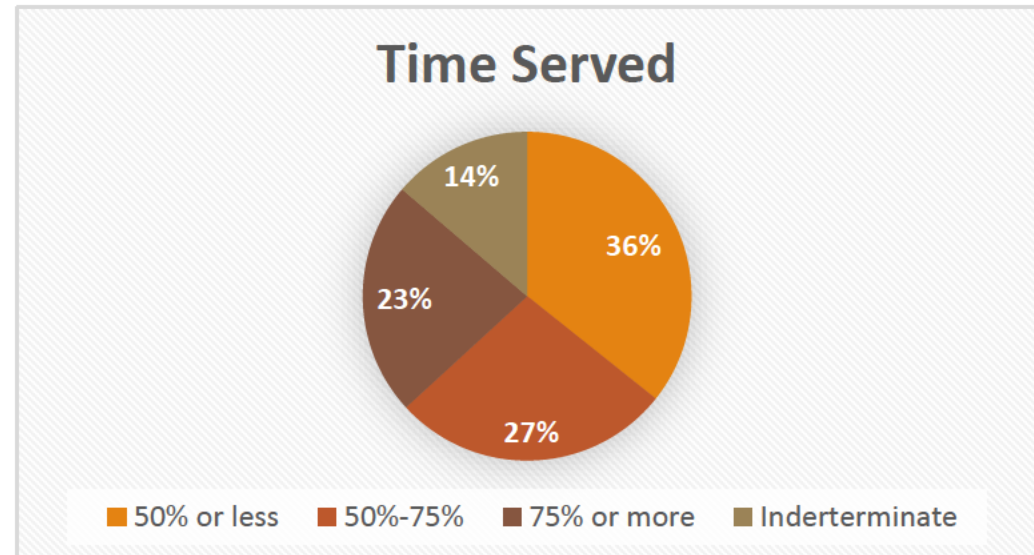
Category	Non-M11	M11
Most Vulnerable AICs	73	109
Other Vulnerable AICs	269	369
AICs 60+ Years Old	324	480
AICs w/in 6mos of Release	2,003	581
AICs w/in 12mos of Release	1,251	503
Total	3,920	2,042

Scenario 1 - “Most Vulnerable” AICs

- DOC identified 182 AICs as being the most vulnerable to COVID-19
 - 73 AICs in this category are serving sentences for non-Measure 11 crimes.
- Identified through individual case review by DOC Health Services physicians and staff.
- While most are serving sentences for Measure 11 crimes, few have a recent history of serious misconduct in the institution.

Most Vulnerable AICs (182 total)

Crime Category	Num	Pct
Measure 11 Tier 1/Murder	58	32%
Measure 11 Tier 1 Attempts	35	19%
Measure 11 Tier 2	51	28%
Weapon/Assault	6	3%
Other Person/Sex Crimes	5	3%
Property	13	7%
Drug	7	4%
Other	6	3%



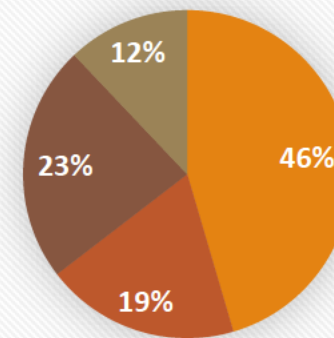
Scenario 2 - Other Vulnerable AICs

- In total, DOC identified 638 AICs as being vulnerable to COVID-19.
 - 269 AICs in this category are serving sentences for non-Measure 11 crimes
- Any AIC with an identified underlying condition believed to cause complications with COVID-19.
- While most are serving sentences for Measure 11 crimes, few have a recent history of serious misconduct in the institution.

All Vulnerable AICs (638 total)

Crime Category	Num	Pct
Measure 11 Tier 1/Murder	205	32%
Measure 11 Tier 1 Attempts	91	14%
Measure 11 Tier 2	164	26%
Weapon/Assault	25	4%
Other Person/Sex Crimes	30	5%
Property	65	10%
Drug	34	5%
Other	24	4%

Time Served



■ 50% or less ■ 50%-75% ■ 75% or more ■ Indeterminate

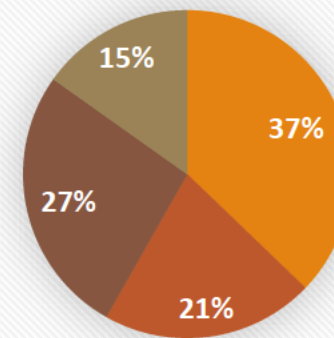
Scenario 3 - AICs 60+ Years Old

- 804 AICs are currently 60 or older.
 - 324 AICs in this category are serving sentences for non-Measure 11 crimes
- While most are serving sentences for Measure 11 crimes, few have a recent history of serious misconduct in the institution.

All Vulnerable AICs (804 total)

Crime Category	Num	Pct
Measure 11 Tier 1/Murder	271	34%
Measure 11 Tier 1 Attempts	178	22%
Measure 11 Tier 2	209	26%
Weapon/Assault	29	4%
Other Person/Sex Crimes	25	3%
Property	34	4%
Drug	30	4%
Other	28	3%

Time Served



50% or less 50%-75% 75% or more Indeterminate

Scenario 4 - AICs w/in 6mos of Release

- 2,584 AICs will be released in the next 6 months.
- A majority are serving sentences for non-person crimes.
- The share, however, who have major misconducts within the last year and/or higher ACRS scores increases compared to the previous scenarios.

All Vulnerable AICs (2,584 total)

Crime Category	Num	Pct
Measure 11 Tier 1/Murder	112	4%
Measure 11 Tier 1 Attempts	99	4%
Measure 11 Tier 2	370	14%
Weapon/Assault	540	21%
Other Person/Sex Crimes	75	3%
Property	872	34%
Drug	239	9%
Other	276	11%
Sex		
Male	2,275	88%
Female	309	12%
Race/Ethnicity		
Asian/Pacific Islander	50	2%
Black	220	9%
Hispanic	293	11%
Native American	90	3%
White	1,930	75%
Pct. With Major Misconducts w/in Last Year		18%
ACRS Category		
Low	709	27%
Med	1535	59%
High	340	13%

Scenario 5 - AICs w/in 12mos of Release

- 1,754 AICs will be released in the next 6 to 12 months.
- A majority are serving sentences for non-person crimes.
- The share, however, who have major misconducts within the last year and/or higher ACRS scores increases compared to the previous scenarios.

All Vulnerable AICs (1,754 total)

Crime Category	Num	Pct
Measure 11 Tier 1/Murder	95	5%
Measure 11 Tier 1 Attempts	94	5%
Measure 11 Tier 2	314	18%
Weapon/Assault	288	16%
Other Person/Sex Crimes	63	4%
Property	553	32%
Drug	183	10%
Other	163	9%
Sex		
Male	1,549	88%
Female	205	12%
Race/Ethnicity		
Asian/Pacific Islander	30	2%
Black	167	10%
Hispanic	211	12%
Native American	57	3%
White	1,289	73%
Pct. With Major Misconducts w/in Last Year		20%
ACRS Category		
Low	544	31%
Med	1,018	58%
High	192	11%

Additional Scenario: Intake Moratorium

- On 3/25/20, Colorado placed a moratorium on intakes into their state prisons.
- If Oregon were to take a similar approach:
 - Before COVID-19, DOC intakes averaged around 370 per month.
 - 90% of intakes were for non-Measure 11 Tier 1 crimes
 - Nearly half of intakes were for property, drug, or “other” crimes.
- Intakes will likely fall significantly in the near term without action but it is unclear how much.

DOC Intakes (Dec. 2019-Feb. 2020)

Crime Category	Num	Pct
Measure 11 Tier 1/Murder	106	9%
Measure 11 Tier 2	161	14%
Weapon/Assault	215	19%
Other Person/Sex Crimes	45	4%
Property	349	31%
Drug	145	13%
Other	112	10%

Sex

Male	989	87%
Female	144	13%

Race/Ethnicity

Asian/Pacific Islander	24	2%
Black	102	9%
Hispanic	118	10%
Native American	32	3%
White	857	76%

Glossary

Crime Categories

M11 Tier 1/Murder: Murder, Manslaughter, Negligent Homicide, Assault 1, Kidnapping, Robbery 1, Rape 1, Sexual Penetration 1, Sodomy 1,

M11 Tier 2: Assault 2, Kidnapping 2, Robbery 2, Child Sex, Compelling Prostitution, Rape 2, Rape 3, Sex Abuse 1, Sexual Penetration 2, Sex Abuse 2, Sodomy 2, Sodomy 3

Assault/Weapon: Assault 3, Assault 4, Assaulting an Officer, Felon Weapon Possession, Robbery 3, Felony Strangulation, Weapon Use

Other Person/Sex: Arson 1, Child Sex 1, Child Sex 2, Aggravated Harassment, Use of Mace/Teargas, Mistreatment 1, Public Indecency

“Other”: Child Abandonment, Aggravated Animal Abuse, Coercion, Criminal Conspiracy, Custodial Interference, Eluding Police, Escape 2, Fail to Perform the Duties of a Driver, Fail to Report as a Sex Offender, Failure to Appear, Hindering Prosecution, Inmate Weapon Possession, Involuntary Servitude 2, Loaded Firearm, Luring a Minor, Money Laundering, Online Sexual Corruption of a Child 1 & 2, Privacy 1, Promoting Prostitution, Felony Stalking, Supplying Contraband, Unlawful Contact with a Child, Violating a Stalking Order, Witness Tampering

Other Definitions

Major Misconduct Violations:

	Group 1	Group 3
Property	94	4
Statutory	61	7
Grand Total	155	11

	Group 1	Group 3
Female	32	1
Male	123	10
Grand Total	155	11

	Group 1	Group 3
AMER INDIAN		1
ASIAN		6
BLACK		7
		2
HISPANIC		23
		1
PACIFIC ISL		3
WHITE		115
		8
Grand Total	155	11

Note: Burg I may be classified as a person crime in some cases, will require looking at crime seriousness in the judgement.

	Group 1	Group 3
BURG I	27	1
BURG I AT	1	
BURG II	10	
DEL COCAIN	1	
DEL HEROIN	10	1
DELIV METH	15	2
DRIV S/R N	3	
DUII-FELON	8	2
ESCAPE II	2	
FAIL AP I	1	
FELON WEAP	16	2
FORG I	1	
ID THEFT	16	1
PCS METH	1	
POS HEROIN	1	
POSS METH	1	
STOLEN VEH	1	1
TAMP WITN	2	
THEFT AGGR	4	
THEFT I	13	1